

POWERED by
HONDA™ TRASH PUMPS


Outstanding Features

- Silicon Carbide Mechanical Seals for Increased Abrasive Resistance, Longer Life, and Less Maintenance
- Impellers Blended with Hi-Chrome Cast Iron, for Extreme Durability and Erosion Resistance
- Front Covers are Removable Without Disassembly of Hoses. Easy and Quick Access, for Cleaning out Debris, or Pump Repair
- Volute is Constructed of Spheroidal Graphite Ductile Iron, Eliminating the Need for a Wear Plate, Increasing Durability, and Longer Operating Life
- Pump Housings are Made of Die Cast Aluminum for Strength, Weight Reduction, and Portability
- Strong Transport Protection Powder Coated Steel Roll Cages
- Honda Engines with Low Oil Shut Off
- Two Year Limited Warranty on Pump Ends



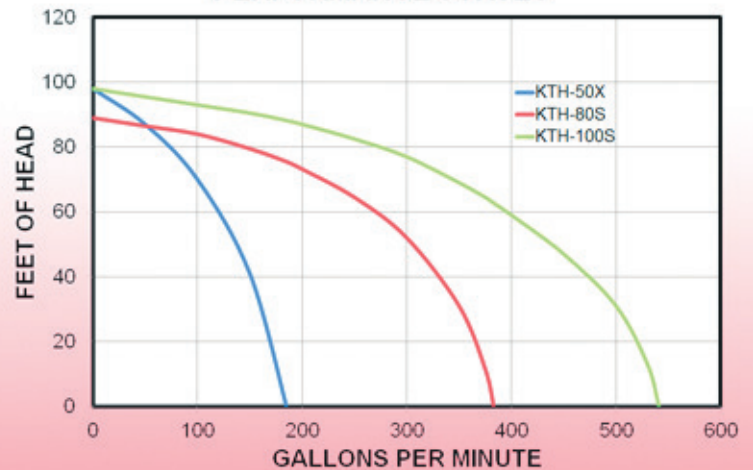
KTH-80S

Lynco Lynco Products Inc
 # 114, 1220 - 28 STREET N.E
 CALGARY, AB T2A 6A2
 403-250-3600 / 1-877-249-3600
 sales@lyncoopro.com / www.lyncoopro.com



KTH-50X

PERFORMANCE CURVES



	KTH-50X	KTH-80S	KTH-100S
Suction, Discharge Size	2" NPT	3" NPT	4" NPT
Maximum Output (GPM)	185	383	541
Maximum Discharge Head (ft)	98	89	98
Maximum Suction Lift (ft)	26	26	26
Maximum Pressure (Psi)	42.4	38.5	42.4
Engine Model	GX160	GX270	GX390
Engine Displacement (cc)	163	270	389
Engine Horse Power	4.8	8.5	11.7
Fuel Tank Capacity (Gal)	0.82	1.39	1.60
Full Load Run Time (hrs)	2	2	1.5
Fuel Type	Unleaded Automotive Gasoline		
Packaged Weight (Lbs)	111	161	201
Packaged Dimensions (LxWxH)	24"x18"x19"	28"x23"x24"	30"x24"x25"



**Optional
 Wheel Kit
 Available**

POWERED by
HONDA™ TRASH PUMPS



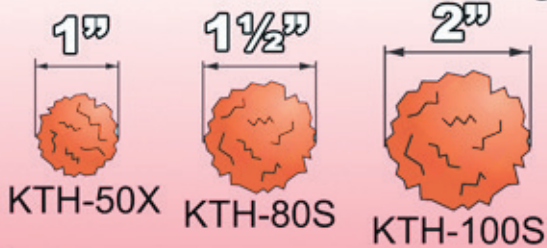
Additional Features KTH-S

- NEW Hex Boss Molded Into the Impeller for Easier Removal
- More Convenient Design for Easier Repairs and Less Down Time
- Front Cover can be Removed Without Removing Hoses
- Front Cover Handles can be placed Vertically or Horizontally.
- Newly Designed Cover Knobs can be Removed with a Standard Screw Driver
- Lifting Eye Added for Easier Job Transportation and Placement.
- Larger Honda Engines with Low Oil Shut Off.
- Increased Flow Rates and Un-Parralleled Performace.
- Solids Handling up to Half the Suction Diameter

KTH-100S

Lynco Lynco Products Inc
114, 1220 - 28 STREET N.E
CALGARY, AB T2A 6A2
403-250-3600 / 1-877-249-3600
sales@lyncoopro.com / www.lyncoopro.com

Maximum Solids Handling



Trash Pump Special Materials

